



AVIAN

Examiner

Number 19



Maui Parrot Sanctuary

Fern Van Sant, DVM

Maui Animal Rescue and Sanctuary (MARS) is a privately funded, benevolent, not-for-profit foundation dedicated to addressing the growing problem of unwanted pet parrots. The mission of the foundation is threefold:

1. To provide an optimal quality of life to all birds in the sanctuary.
2. To develop and document a "how to" blueprint that will be made available to interested organizations.
3. To develop and implement programs to educate veterinarians, industry leaders and current and potential companion bird owners to help prevent the problem of unwanted parrots.

As I See It

Located on the Hawaiian Island of Maui, the sanctuary is currently home to 54 parrots. MARS offers the environmental benefits of a tropical location with



beautifully landscaped grounds that have been pesticide-free for over ten years. Most of the birds are housed outdoors in custom-built aviaries, with natural visual barriers to provide privacy, decrease density stress and reduce noise.

MARS employs a capable staff that is responsible for feeding, cleaning, providing fresh branches and toys, observing and socializing with the birds. All birds are

maintained on Harrison's Bird Foods, some of which is donated to the project. All birds are also offered a variety of fresh organic vegetables and fruit daily. Weekly

supplements with omega 3 fatty acids (flaxseed oil on whole grain bread or specially formulated HBD Power Treats®) are offered.

Currently, only healthy birds are eligible for admission to the sanctuary. Routine screening (CBC, chemistry panels, cultures, direct fecals, viral tests, chlamydia tests) and vaccination (for polyomavirus) are done on site at MARS. All birds are sexed by the

Zoogen™ method and identified with AVID™ chips. All birds are quarantined for 45 days in a separate facility serviced by a separate kitchen. The birds receive thorough diagnostic workups and a booster vaccination annually.

A state-of-the-art hospital facility is under development. In the meantime, any emergencies that require hospitalization are referred to a local avian veterinarian.

For further information, contact: MARS, 315 Pauwela Road, Haiku, HI, 96708, 808-575-7698.



Contents

A Closer Look 2

Microsurgery in Birds

Practice Tips 3,4

The Key to Effective Repair of Crop Burn

The Key to Removing an Egg from an Egg-bound Bird

From the Home Office 5

Meet the HBD Staff
Feeding Trials Needed
News from HBD

New Avian Medicine Web Site 6

Organic News 6

Using Harrison's 7

We Get Mail
Products at a Glance


Let Your Practice Soar 8

A Closer Look


Microsurgery in Birds

Greg J. Harrison, DVM, DABVP

A form of magnification is essential in working with birds — not only for surgery but also for physical examinations and minor therapy.




Three examples of needle holders: a) normal; b) microsurgical model (but with short handles, which make it difficult to control); c) microsurgical needle holders with a handle long enough to lay across the base of the thumb.



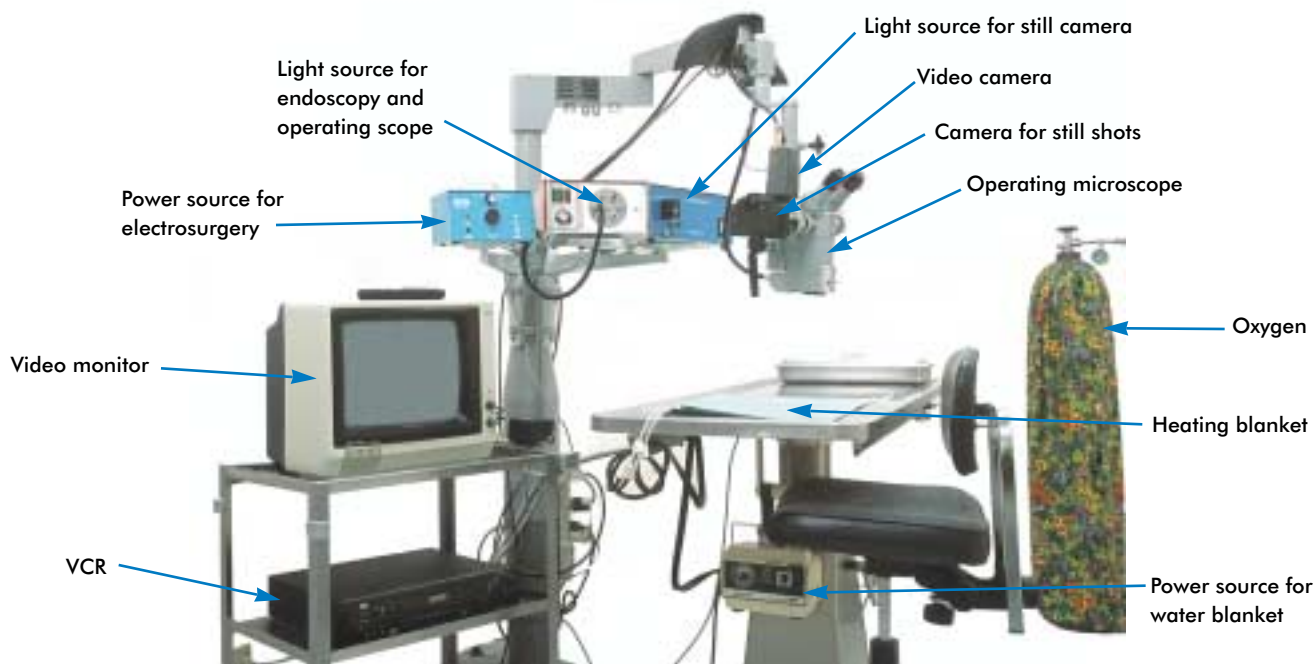
A close-up of the three needle holders. The size difference in the working end of the instrument becomes very obvious at 10x magnification.



It would be impossible to remove the string on the toes of this bird via needle cutting without magnification.



Forceps with small, rounded teeth are used for gentle tissue handling in birds.



Surgery room: Shown here is one example of a surgery room for birds that has instrumentation (endoscope, electro-surgical unit) close at hand while providing the opportunity for documentation (still camera, video camera, video monitor and VCR).



Practice TIPS

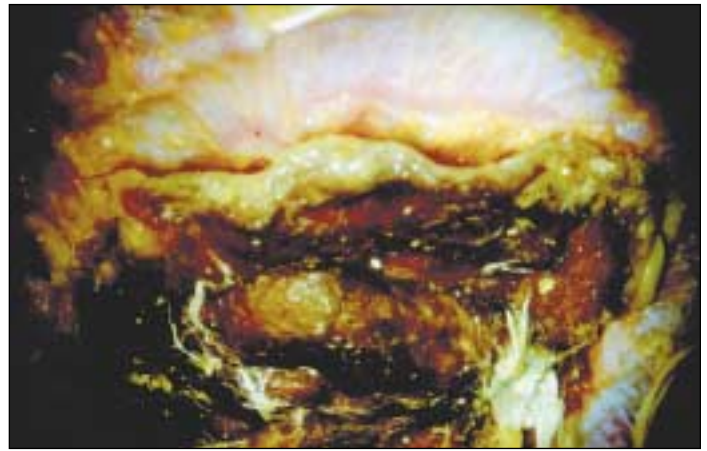


FIGURE 1 When this cockatoo presented with a severe crop burn, the application of Penetran® immediately reduced the swelling and inflammation, and the bird began to regain its interest in eating. Here, at 4 days post-injury, a black, inactive scab has formed, with the crop and the skin adhered together.

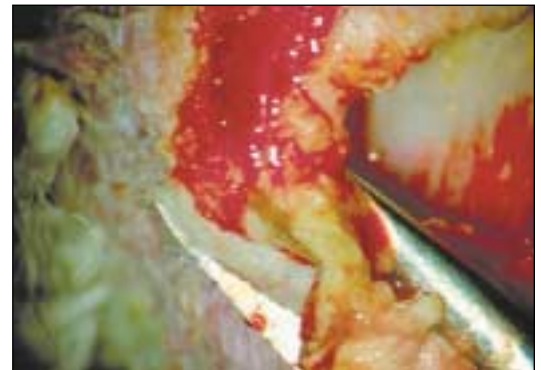
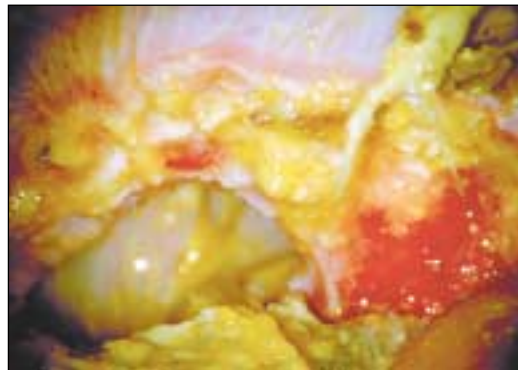
The Key to Effective Repair of Crop Burn

Greg J. Harrison, DVM, DABVP

If a serious crop burn occurs, and the skin is swollen, red and angry-looking, the secret to successful repair is to *not* repair it for a while. The injury can be topically treated with Penetran® (mixed with a small amount of heparin and aloe gel), and

The secret to successful crop repair is to postpone surgery.

a scab is allowed to form. If the burn has penetrated to the outside surface of the skin, a drop of tissue adhesive or SuperGlue® can be applied (unless there is actual food present between the crop and the skin). Antibiotics and antifungals may be used as necessary.



FIGURES 2,3 After 9-12 days, the margin between necrotic and healthy tissue becomes very obvious to the surgeon, and it is an easy procedure to begin to debride away the necrotic sections.

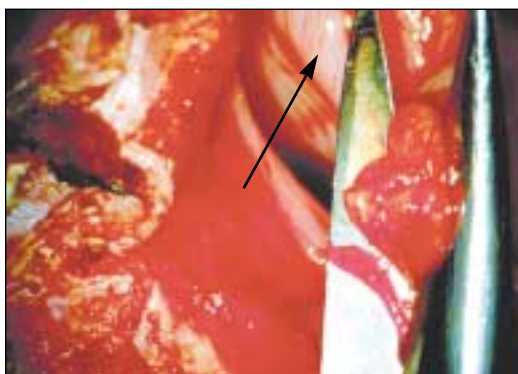


FIGURE 4 In this view, one can see the healthy interior of the crop.

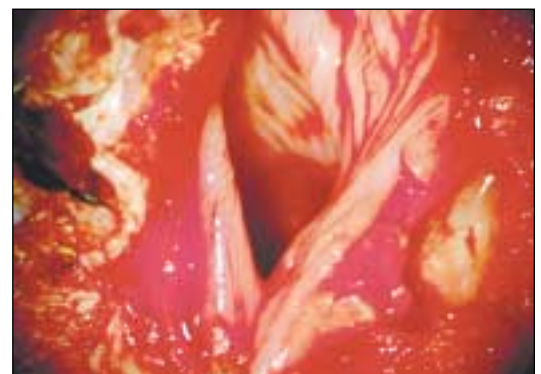


FIGURE 5 The injury has been completely debrided to reveal the layers of the crop and the skin to be sutured separately.

By postponing the surgery, the defect has shrunk from its original size, the bird has recovered from its initial toxic reaction, the margins to be

debrided are clear, suturing is easy, and the healing time is faster because healthy, rather than damaged, tissues have been sutured together.

Attempts to repair these immediately upon presentation are more complex and often require a second repair at a later time.



Practice TIPS

Continued

The Key to Removing an Egg from an Egg-bound Bird

Greg J. Harrison, DVM, DABVP

If an egg-bound hen requires veterinary intervention, the first step, of course, is to attempt to manipulate the egg down the oviduct and deliver it from the cloaca via gentle palpation. If this fails, the egg must be removed mechanically.

The primary key to removing a static egg from the oviduct is to wait until the egg is actually visualized at the vaginal opening before it is broken and extracted. Collapsing the egg too soon when it is positioned higher in the oviduct may result in incomplete removal of shell and lead to further complications.

Reasons to Remove Collapsed Eggs as Soon as Possible

- The uterus is flaccid at this point and the procedure is easier.
- The potential is reduced for complications from retained fragments moving retrograde into the oviduct.

PRODUCT SOURCES

LoneStar® retractor

The LoneStar retractor is available from Jorgensen Laboratories

<www.jorvet.com> or 800-525-5614.



Mist'r Wizard™

The Mist'r Wizard mister (described in *Avian Examiner* #18) is available for \$8 from Pet Bird Express <www.birdalog.com> or 800-729-7734.



FIGURE 1 A cotton-tipped applicator is used to wipe out the cloaca after it has been flushed with lactated Ringer's solution, using a blunt-tipped syringe.



FIGURE 2 Using gentle tissue handling forceps (see page 2), the cloaca is opened in order to visualize the vaginal orifice.



FIGURE 3 The forceps dilate the vaginal orifice to expose the surface of the egg.



FIGURE 4 The egg is manipulated into the vaginal orifice. If it appears that it cannot be delivered intact, the egg is collapsed or it may break on its own.



FIGURE 5 LoneStar® retractor bands are used to maintain full exposure of the vaginal orifice so the egg or shell parts can be removed. This may take several insertions of the forceps to retrieve all the fragments.

For this step, the bird is held with its head down toward the holder with the tail pulled up and over its back, and the vent toward the veterinarian.



Meet the HBD Staff

Corporate Office
Delray Beach, Florida



Tanya Harrison Coffinberry - In her free time, she loves to travel and collect "Nightmare Before Christmas" artifacts.



Jean Coffinberry - His interest in the electric guitar is expressed in his composition of songs for and performance with an unusual rock band. He also enjoys digital home recording and is a barbeque master.



Nancy Coste - When she is not running a "hotel" for her kids and their friends during college breaks, she enjoys reading, calligraphy, and volunteering for the American Heart Association.

From the HOME OFFICE



Emily Hunt - She loves animals, music and movies. She also likes roller-blading, picnics, camping, diving and bargain shopping (yard sales, flea markets).

Quality Assurance Office
Pawnee City, Nebraska



Teresa Spier - As an active member of her small town community, she participates in city activities (fund raisers, parades, dinner theatres) and attends high school sporting events. She also plays the piano, bowls on a women's league, and teaches adult education classes on scrapbook assembly.

Feeding Trials Needed for New Day One Formula

A new hand-feeding formula for Day 1 psittacine chicks has been developed. Feeding trials have already been conducted in African greys, macaws, cockatoos and golden conures. Persons interested in participating in feeding trials with chicks of other species are invited to contact Tanya at the HBD Office (800-745-7329).



News from HBD

- The new packaging is providing quality storage of HBD products for up to one year.
- Reminder: Do not store food in freezer or refrigerator.
- Power Treats® have been improved to be slightly softer and more palatable.
- HBD is proud to announce that the the iron levels in Harrison's Low Iron Formulas® are below 60 ppm. A formulation is considered "low iron" if the level is 50-70 ppm. Low iron formulas are recommended for toucans, hornbills, mynahs and lorries.
- Sunflower seeds are notorious for a short shelf life; therefore, we have finished a six-month trial of using high oleic oil seeds with improved palatability and longer freshness.





NEW! New Avian Medicine Web Site

HBD International Inc. proudly announces the launch of its new web site: www.avianmedicine.net. Avian Medicine Online is an ever-expanding resource for veterinarians to learn and share ideas concerning companion bird medicine.

Initially, Avian Medicine Online will serve as a resource for practice tips and news, and plans are underway to help expand avian practices. This would include continuing education courses, informative chats, guest submissions and

other valuable avian medicine resources. HBD would love to hear suggestions on the direction of the site.

Use of this site is limited to veterinarians and can be accessed only via log-in. If you are a veterinarian and would like private log-in and password information, please contact HBD at 800-346-0269 or send an email to [<jean@harrisonsbirdfoods.com>](mailto:jean@harrisonsbirdfoods.com).

Currently, veterinarians will find selected chapters from the book *Avian Medicine: Principles and Application* (edited by BW Ritchie, GJ Harrison and

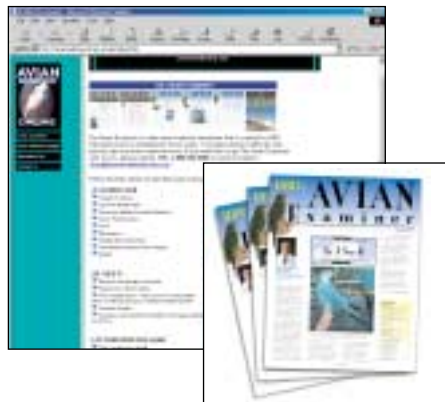
Avian Medicine: Principles & Application



LR Harrison), along with a wide selection of information from past issues of HBD's newsletter, *The Avian Examiner*.

Avian Medicine Online also offers an email discussion list that is limited to veterinarians and will concentrate on information sharing on the topic of avian medicine. Veterinarians can sign up for the discussion list by first obtaining their log-in info and visiting [<avianmedicine.net>](http://avianmedicine.net) or by sending a request to be on the list to [<avianmedicine_subscribe@yahoo.com>](mailto:avianmedicine_subscribe@yahoo.com) (Be sure to leave the subject line and body blank).

Avian Examiner - Past Issues



ORGANIC NEWS

In the most recent issue (March 2000) of Dr. Andrew Weil's *Self Healing* newsletter, the author discusses the final ruling by the US Department of Agriculture where consumers will soon be assured that foods and beverages labeled "organic" meet the same standards nationwide. The "organic" label won't be allowed on food treated with hormones, antibiotics or certain pesticides or those genetically modified, irradiated to kill bacteria or fertilized by sewage sludge

from waste-treatment plants.* He comments: "I strongly believe in the health benefits of organic produce and

other foods, which I'm happy to report, have been growing in popularity. The new organic standards have been long in coming and are a welcome change. I'm pleased that they have survived attempts by the

.....
"The "organic" label won't be allowed on food treated with hormones, antibiotics or pesticides."

food processing industry to water them down. These national standards help ensure that as demand for organic products increases, consumers will get what they've paid for."

Dr. Andrew Weil received his MD degree from Harvard Medical School. He is an internationally recognized expert on medicinal herbs, mind-body



interactions and integrative medicine, and is the author of eight books. To order a subscription to his *Self Healing* monthly newsletter, call 800-523-3295, write to Self Healing at 42 Pleasant St., Watertown MA 02472 or go to [<www.drweilselfhealing.com>](http://www.drweilselfhealing.com).

* Unfortunately, at this time, this ruling does not apply to pet foods.

Using Harrison's

WE GET MAIL

Emergency Hand-feeding

Nancy Sondel
Aptos, California

The day after I purchased my newly weaned budgie from a reputable pet store (couldn't find a clean budgie breeder), I realized he was starving to death on canary seed ONLY. He was so finicky he wouldn't even eat millet.

It was Easter Sunday — nowhere to get hand-feeding formula — and his droppings were getting blacker by the hour. So I crushed my Harrison's Adult Lifetime® Fine Grind, added a few drops of filtered water, heated slightly and voila — HBD formula. Conversion to the dry Adult Lifetime took some time, but his feathers turned brighter in 7-10 days.



Weaned on Mash

Amanda
Saline, Michigan

I wanted to thank you for your input on the feeding



Oliver

Oliver Storm-Greenwood, 10, who lives with zoo veterinarians, Johanna Storm and Andrew Greenwood in the United Kingdom, has been eating Harrison's High Potency Formula® for three years, but will still sneak to the hummus bowl.

of my Pionus parrot with a parent-inflicted beak injury. I took your advice on using Harrison's Mash Formula® to make balls and he has finally weaned! He doesn't even

care if it's in balls or not. He just loves it. Much easier for him to eat, and he definitely prefers it to crushed pellets of the other brands we've tried.



PRODUCTS AT A GLANCE

Focus on Juvenile Formula®

HBD's Juvenile Formula® was originally developed for hand-feeding baby macaws, cockatoos, Amazons and

conures from day one, and for feeding other baby parrots over seven days of age until weaning. The uses of this organic tube-feeding formula have significantly expanded:

- Juvenile Formula® is an effective, nutritious substance to tube-feed sick, weak or malnourished birds, whether in the hospital or recuperating at home.
- As a nutraceutical product for liver disease, Juvenile Formula® is high in isoflavins, which help counteract excess natural or contaminate xenoestrogens (pseudoeestrogens), such as pesticides.


- The soluble and insoluble fibers and mucopolysaccharides found in psyllium are natural fiber compounds that remove toxins, soothe irritated bowels and sweep out heavy metals, viruses and bacteria from the GI tract.
- Psyllium also aids in rehydration and assists in absorption of calcium.

Suggestions for use:

- If the formula mixes lumpy, use cold water and a fork to reconstitute it.
- Do not microwave it, as this process destroys the spirulina and vitamins in the product.
- If the formula is too thick after adding the recommended amount of water, add the new HBD product, Avizyme™, which helps soften the fiber content. Do not add more water, as that will dilute the nutrients.
- Brochures on hand-raising psittacine chicks are available from the HBD office (800-346-0269).

AVIZYME™ is a new enzyme product that is available through HBD now. Specifically, it is a *Saccharomyces cerevisiae* yeast cultured on corn, wheat, rye, malt, corn syrup and molasses that was developed for avian species. A mere pinch added to the food appears to be beneficial to pet psittacines for the following conditions:

- Improper digestion, as diagnosed by the presence of fiber and undigested food particles on a Gram's stain of the feces.
- Other digestive disturbances, as evidenced by lack of weight gain or thriving when all other differentials have been eliminated.
- To help liquefy (rather than dilute) hand-feeding formula if the fiber content of the dry matter results in a prepared product that is too thick.



HBD's Avian Examiner is brought to you as a service of HBD International, Inc., manufacturer and distributor of Harrison's Bird Foods. This publication is part of HBD's commitment to building avian practice through education and nutritionally sound diets. Although every effort has been made to ensure the accuracy of the information presented herein (particularly drug doses), it is the responsibility of the clinician to critically evaluate the contents, to stay informed of pharmacokinetic information and to observe recommendations provided in the manufacturers' inserts. Reader responses, comments and suggestions are encouraged. Please mail to Avian Examiner Publications, 220 Congress Park Drive, Suite 232, Delray Beach, FL 33445 or fax to 800-279-5984.



PRSRT STD
U.S. POSTAGE
PAID
THE BUREAU, INC.
33406

HBD International, Inc.

220 Congress Park Drive, Suite 232
Delray Beach, FL 33445
800-346-0269 Fax 800-279-5984
561-279-4233 Fax 561-279-4235
customerservice@harrisonsbirdfoods.com
www.harrisonsbirdfoods.com



Having a wide variety of HBD products on display reminds clients to pick up food for their bird even when they bring another animal to your clinic.

**Let Your
Practice
SOAR**

